



Libby, by OverDrive

eResources


Use the OverDrive app to access eVideos

(For eAudio and eBooks, see the Libby Quick Start Guide)


INSTALL

Install the free Libby, by OverDrive app from your preferred app store.

LOGIN

Open the Libby app. Follow the instructions to find Salt Lake County Library Services. Enter your library card number and pin. At the bottom, use the middle Libby icon to  manage your libraries or get “Help & Support.”


BROWSE AND SEARCH

The library card icon  allows you to browse the library’s collection. You may also change preferences and refine your search here by age or categories currently in the spotlight.

BORROW AND ACCESS

From the library card icon, scroll down and click “Extras.” Click on your selected eResource and open with your library card number, this will open up a new page in your browser. Here you will find borrowing information as well as a button to get a pass or gain further access to the resource. After you press the “access” or “get a pass” button, press the “continue” button to connect you to the selected eResource. Choose the option to not see the message again in the future.

If needed, follow the instructions to make an account to keep track of your personal progress. Some eResources may use a separate app to access the content. Explore the individual eResource to watch concerts or gain continuing education certificates. The eResources as well as the borrowing length may change at any time.

Once you have been granted access to the eResource, they will show up on your bookshelf.  Only the active icon at the bottom of the Libby screen will be in color.



thecountylibrary.org/DigitalLibrary

All apps for the Library and eMaterials:



Salt Lake
County Library



Flipster
eMagazines



Libby, by
OverDrive



Tumblebooks
eBooks

Libby, by OverDrive

eResources

Use the OverDrive app to access eVideos
(for eAudio and eBooks, use the Libby Guide)

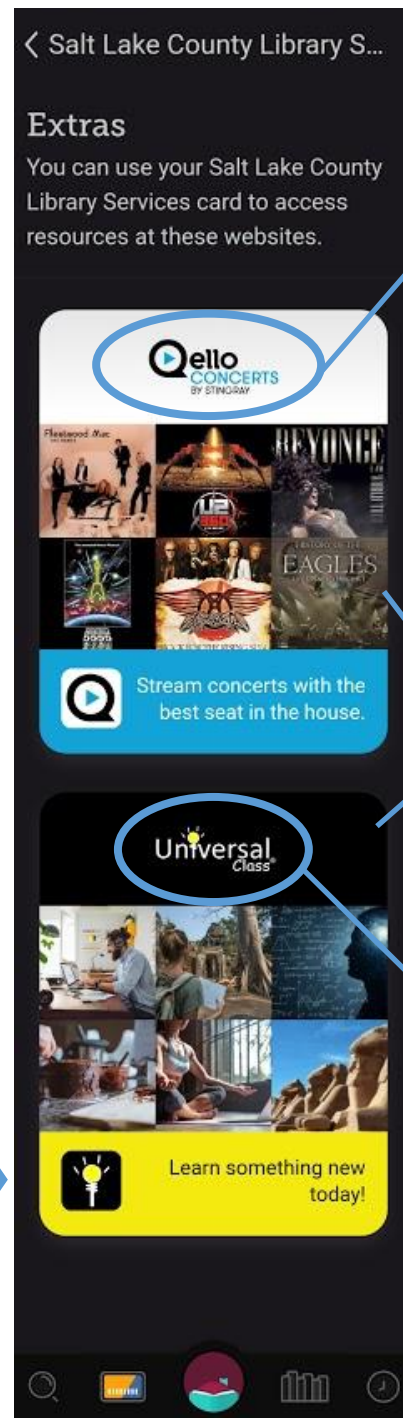
Libby App Visual Guide

The available eResources in the “Extras” section are subject to change at any time.

Use “Extras” to access eResources such as Qello concerts or Universal Class.

Library Card. Browse the digital library, including the “Extras” section for eResources.

Only the active icon will be in color.



Qello will open in a website or an app you can download on your device. You may then open it straight from the app.

Click on the eResource to open and explore the content. The borrowing length depends on the resource.

Universal Class will send you to a website. You will need to access it from Libby for each use.