




Libby

eBooks, eAudiobooks




INSTALL

Install the free Libby app from your preferred app store.



LOGIN

Open the Libby app. Follow the instructions on finding Salt Lake County Library Services. Enter your library card number and PIN. At the bottom, use the middle Menu icon  to manage your account, settings, and find [Help & Support](#).



SEARCH & BROWSE

Click on the Search icon  on the bottom left to search by title or author. You can browse for books using the library icon . Click on the Español, Kids, Teens, or Community Languages Guides to browse specific collections. You can also browse curated lists created by The County Library. Use the filters  at the top of the screen to only see the materials you are interested in while searching and browsing.



BORROW OR HOLD

Below the book cover it will let you know if the item is an eAudiobook with  and also lists the eAudiobook length. If it is blank, the item is an eBook. Click on the book cover to **Borrow** if the item is available or **Place Hold** if the item is currently unavailable. Find more information here, including the book summary, series order, tags, and similar titles. Click the **Borrowing for...** option in the checkout screen to set your default loan period of 7, 14, or 21 days. The yellow and blue icon  tells you the expected wait time for your hold.

TAGS

Items with **Notify Me** next to them are not owned by the library. You can share your interest with The County Library by clicking **Notify Me** to be alerted if the item is purchased. If you would like a title to be considered for purchase, please fill out the [Suggest a Purchase form](#) on our website. You can also create your own tags to organize titles like books you want to read or to save your favorite books. Simply click on the tag icon  next to the title you want to add. Manage your tags by clicking on the tag icon  on the bottom right.

READ OR LISTEN

To access and download your borrowed items and review your holds, use the shelf icon . Download by clicking the cloud icon  to the right of the book cover. To read or listen to downloaded titles, click on **Loans** at the top left. Tap on the cover you want to access. Select **Manage Loan** and **Return Early** as needed. Choose **Actions** to change automatic download rules.

LEARN MORE

Learn more about Tags, Deep Searching, Connecting Accounts, Adding Cards, and more by visiting help.libbyapp.com

thecountylibrary.org/DigitalLibrary

All apps for the Library and eMaterials:



Salt Lake County Library



Flipster eMagazines



Libby



Hoopla eVideos



Tumblebooks




Libby: Visual Guide

eBooks, eAudiobooks

Click on the book cover for more information, including a book summary, series order, tags, and similar titles.

The headphone icon and time indicates item is an audiobook and its length.


Search Icon. Search by Title or Author. Use the filters  at the top of the screen to only see the materials you are interested in.

Library Icon. Browse the library for a new title to borrow. Explore curated guides and lists.


Menu Icon. Manage your account, settings, and find Help & Support.

Shelf Icon. Access and manage your loans and holds, download borrowed items, and return items.

Tags Icon. View and manage all of your tags.

Click on the  to add a tag to an item or see what tags you have assigned to this title.

If there is a clock on this icon, click to find how many holds there are and an estimated wait time. If there is a plus sign, find out how many copies are currently available.

There may be slight variations depending on which type of device you are using, however the icons will be the same. If you would like to add icon labels, click on **Menu** , go to **Settings**, and click on **Navigation** to turn on **Labeled Icons**.